



## STEP 550™

– powerful motor lock for door environments with high-security requirements

STEP 550 is a motor lock with a hook bolt and a latch bolt for door environments with high-security requirements. The lock can be used as both a night lock and an extremely secure day lock. It is designed for high-frequency door environments.

STEP 550 is one of the most secure motor locks on the market. The lock case is made of stainless steel and has a modern bolt placement with the hook bolt located in the center of the lock case.

Suitable for security class 1, 2, 3 acc. to SSF 200, and certified for the highest burglary protection, class 5, acc. to SSF 3522, as well as Grade 7 acc. to EN 14846:2008. It can be included as a locking mechanism in many well-reputed security door fittings for class RC3 and RC4.

### Evacuation and re-entry and fire safety requirements

STEP 550 also serves as an evacuation lock in SSF 3522 class 2B when used with STEP Exit emergency exit devices. Certified according to EN 179:2008.

Certified in fire resistance class E/EI120 according to EN 14846:2008.

### Control unit with many smart features

The control unit ST500C uses encrypted communication AES-128 for locking, unlocking and status indications. It can handle up to two motor locks. These can be controlled individually or synchronized for connection to access control systems, alarms and central function.

### With FreeDrive® and manipulation protected block function

STEP 550 is equipped with FreeDrive®, a technology that enables the locks motor and gearbox to disengages every time the door unlocks mechanically.

The lock also has a double blocking, where the blocking of the hook bolt also is blocked by a latch.

*When it has to work.*



# STEP 550

# Technical data

## Functional description

- The hook bolt locks/unlocks electrically via opening signal from access control system, code lock, push button or similar.
- The hook bolt lock/unlocks mechanically via cylinder follower.
- The latch bolt retracts mechanically via the lever handle follower with lever handle, from the interior and exterior side.
- The latch bolt is reversible to fit both right and left hung doors.

## Certificates

- Certified in Class 5 according to SSF 3522.
- Certified in Grade 7 according to EN 14846.
- Certified in Grade L for corrosion, temperatures and humidity, which corresponds to high requirements according to EN 14846.
- Certified in fire technical class E/EI120 according to EN 14846:2008.
- Certified for evacuation according to EN 179:2008.





## Product characteristics

- Unlocks in less than 0.1 second.
- Modern bolt placement.
- 56 kN (5 600 kg) breaking strength.
- Panic lock function.
- Durable material choices with lock case in stainless steel.
- FreeDrive® technology.
- Manipulation-protected barrier technology.
- Back set 50 mm.
- Encrypted communication AES-128.
- Power consumption: 32 mA at rest, max 255 mA for about 20 ms.
- Guarantees opening even if the door is subjected to pressure of up to 5 kg.
- Connection to the motor lock is via RS-485.
- Prepared for OSDP.
- Evacuation and re-entry are ensured with STEP Exit emergency exit devices.

## Environment

- The control unit can handle temperatures from -5 to +70 degrees.
- The lock can withstand temperatures from -20 to +70 degrees.

Art.no	Description
ST550	STEP 550 Motor lock. With hook bolt and latch bolt.
ST550LB	STEP 550 set with motor lock and control unit. Incl. ST550, STEP Control unit ST500C, connection cable with adapter ST0917, drill protection ST1199, skrew and magnet set ST1192.
ST550KPL	STEP 550 complete set. Incl. ST550, STEP Control unit ST500C, STEP Lead cover ST1283, 10 m connection cable ST0916, mechanical strike plate ST9009-15, connection cable with adapter ST0917, drill protection ST1199, skrew and magnet set ST1192.

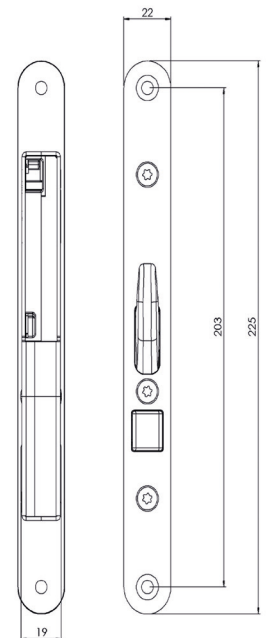
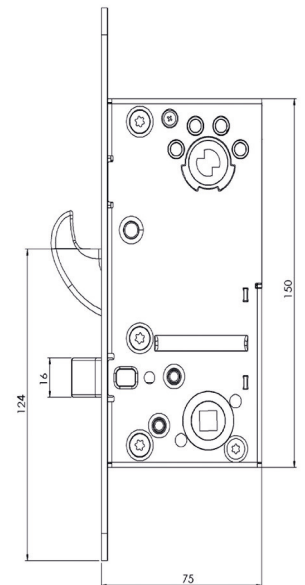
			
Fire approved: E/EI 120	Certified acc. to EN 179:2008	Factory tested: 1 700 000 cycles	Security: Grade 7 EN 14846 Class 5 SSF 3522

## Combine with STEP Exit to maximize the benefits of FreeDrive®

Combine STEP 550 with STEP Exit emergency exit devices to create a secure evacuation route. Certified according to EN 179:2008.

### Combine with STEP Exit to maximize the benefits of the FreeDrive®

The FreeDrive® technology disconnects the motor and gearbox, meaning that they are never affected when the exit device's lever is used. As a result, the impact on the motor and gearbox is minimized, even if the exit device is used thousands of times each day.



Dimensional drawing for STEP 550.



Choose from several different STEP Exit emergency exit devices in our Exit guide on [steplock.com](http://steplock.com)