



## STEP 352S™

### – increases intrusion security in high-frequency door environments with door automation

STEP 352S is a powerful motor lock with a built-in split function adapted for high-frequency door environments. Ensures high intrusion security and creates a secure locking system around the clock, without compromising on other requirements or user-friendliness. Certified in class 2A, 2B according to SSF 3522.

STEP 352S can combine requirements for evacuation, re-entry, fire resistance and door automation while at the same time giving the door environment a significantly higher intrusion security and an unbeatable ease of use.

- Certified for intrusion protection according to SSF 3522 Class 2A, 2B.
- Certified for evacuation according to EN 179:2008.
- Certified in fire technical class E/EI120 according to EN 14846:2008.

#### Built-in technologies provide great benefits

- When the door opens electrically, the **automatic latch bolt** can fold which enables the door to be opened with door automation. Directly after the door is opened, the automatic latch bolt extends out and anchors itself in its original position, functioning again as a classic latch bolt.
- A **built-in split function** enables mechanical opening from the interior side, without the need of pushing an opening button. The lock has a by-pass function so that "Approved passage" can be obtained.
- The **FreeDrive® technology** allow the locks motor and gearbox to disengages every time the door unlocks mechanically.
- The lock also has a **double blocking**, where the blocking of the hook bolt also is blocked by a latch.

#### Control units with smart features

Choose from two different control units: ST300C or ST500C, for connection to access system, alarm and central function. They use encrypted communication OSDP AES-128 for locking, unlocking and status indications.

*When it has to work.*



# STEP 352S

# Technical data

## Functional description

- The hook bolt and automatic latch bolt locks/unlocks electrically via opening signal from access control system, code lock, push button or similar.
- The hook bolt and automatic latch bolt retracts mechanically via the lever handle follower from the interior side (split function).
- The automatic latch bolt retracts mechanically via the lever handle, from the exterior side.
- Approved passage occurs with the lever handle from the interior side.
- The automatic latch bolt is reversible to fit both right and left hung doors.
- Reversible mechanical split-spindle side. Changing sides is easily done mechanically on the lock housing.

## Certificates

- Certified in Class 2A and 2B according to SSF 3522.
- Certified for evacuation according to EN 179:2008.
- Certified in fire technical class E/EI120 according to EN 14846:2008.
- Certified in Grade L for corrosion, temperatures and humidity, which corresponds to high requirements according to EN 14846.

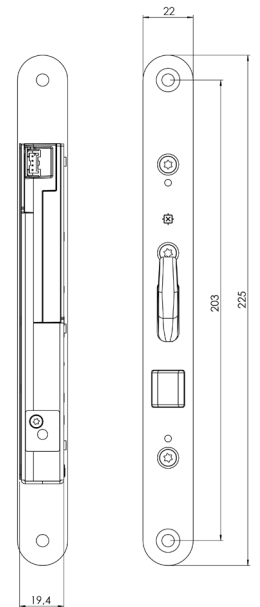
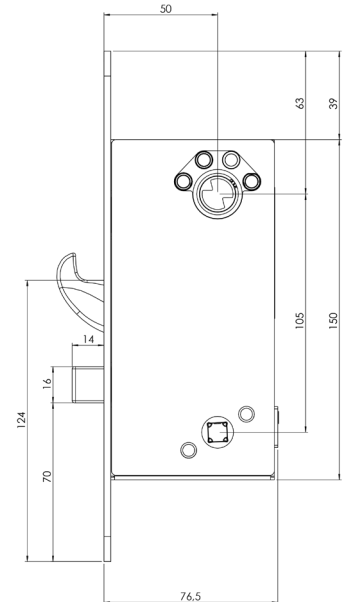
## Product characteristics

- Unlocks in less than 0.1 second.
- Modern bolt placement.
- FreeDrive® technology.
- Manipulation-protected block function.
- Back set 50 mm.
- Encrypted communication OSDP AES-128.
- Both control units can handle re-entry.
- Evacuation and re-entry are ensured with STEP Exit emergency exit devices.
- Built in split-spindle.
- Designed to be used in high frequency doors.




## Environment

- The control unit can handle temperatures from -5 to +70 degrees.
- The lock can withstand temperatures from -20 to +70 degrees.

Art.no	Description
ST352S-R	STEP 352S-R Motor lock. Incl. ST352S-R, 10 m connection cable ST0916H, drill protection ST1199, magnetic contact ST0910, screw and connector set ST1192.
ST352S-L	STEP 352S-L Motor lock. Incl. ST352S-L, 10 m connection cable ST0916H, drill protection ST1199, magnetic contact ST0910, screw and connector set ST1192.



Dimensional drawing for STEP 352S.

		
Fire approved: E/EI 120	Certified acc. to: EN 179:2008	Security: Class 2A, 2B acc. to SSF 3522

## Create a secure evacuation route

Combine STEP 352S with STEP Exit emergency exit devices to create a secure evacuation route. Certified according to EN 179:2008.

### Combine with STEP Exit to maximize the benefits of the FreeDrive®

The FreeDrive® technology disconnects the motor and gearbox, meaning that they are never affected when the exit device's lever is used. As a result, the impact on the motor and gearbox is minimized, even if the exit device is used thousands of times each day.



Choose from several different STEP Exit emergency exit devices in our Exit guide on [steplock.com](http://steplock.com)