



OVERVIEW TABLE


STEP 300 SERIES MOTOR LOCKS

- All locks in the STEP 300 series can be set for re-entry. However, locks with split function often require fire alarm control so that re-entry occurs only after a fire alarm and the lock is unlocked.
- STEP 351, STEP 351S and STEP351S-DN can be kept unlocked during the day with a free door so that the door can be opened using only a pull handle.

Du you need help?


We guide you to the right lock for the right door environment. Contact us at info@steplock.se or +46 21 18 97 50.

When it has to work.

STEP 300 SERIES CLASS 3				
WITH DOUBLE-SIDED ACCESS CONTROL, ALARMED EVACUATION OR INTERIOR OPENING BUTTON / THUMBTURN		STEP 350	STEP 351	STEP 352
Class acc. to SSF 3522	With double cylinder	3	3	3
	With evacuation device at cylinder follower position (acc. to EN 179:2008)	2B	2B	2B
	Med vred	2A	2A	2A
Handle exterior side/interior side		YES	NO	YES***
Exterior pull handle		NO	YES	YES***
Door automation		NO	YES	YES
Fire / Latched door		YES	YES*	YES
Opening button / Code		YES	YES	YES




* In combination with a latch lock.

*** The door can be equipped with just a handle or just a pull handle, or with both a handle and a pull handle.

STEP 300 SERIES WITH SPLIT SPINDLE				
ACCESS CONTROL WITH SPLIT-SPINDLE		STEP 350S	STEP 351S	STEP 352S
Class acc. to SSF 3522	With evacuation device with split spindle function at handle follower position (acc to. EN 179:2008)	2B	2B	2B
	With optional handle with split function	2A	2A	2A
Double cylinder		YES	YES	YES
Handle exterior side/interior side		YES	YES	YES
Approved passage		YES	YES	YES
Exterior pull handle		NO	YES	YES**
Door automation		NO	YES	YES
Fire / Latched door		YES	YES*	YES

* In combination with a latch lock.

** In combination with a handle on exterior side for backup opening in case of power failure or re-entry.

STEP 300 SERIES WITH DAY AND NIGHT				
WITH DAY AND NIGHT FUNCTION, ACCESS CONTROL WITH SPLIT SPINDLE		STEP 350S DAY AND NIGHT	STEP 351S DAY AND NIGHT	STEP 352S DAY AND NIGHT
Class acc. to SSF 3522	Night mode	3	3	3
	Day mode with evacuation device with split spindle function at handle follower position (acc to. EN 179:2008)	2B	2B	2B
	Day mode with optional handle with split function	2A	2A	2A
Double cylinder		YES	YES	YES
Handle exterior side/interior side		YES	YES	YES
Approved passage		YES	YES	YES
Exterior pull handle		NO	YES	YES**
Door automation		NO	YES	YES
Fire / Latched door		YES	YES*	YES
Day and Night function		YES	YES	YES

* In combination with a latch lock.

** In combination with a handle on exterior side for backup opening in case of power failure or re-entry.